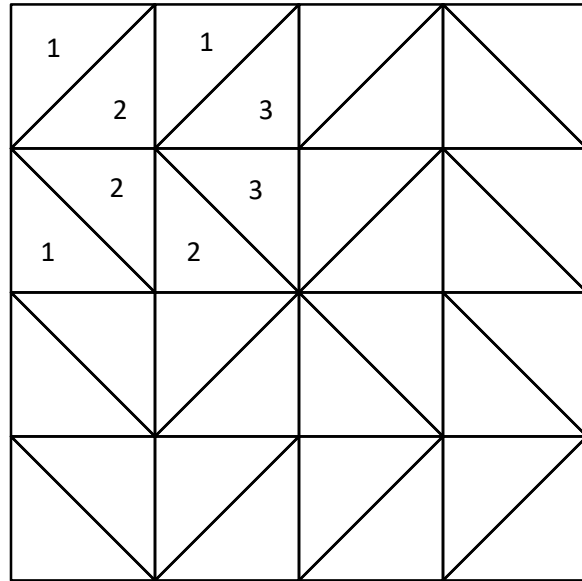



Golden Triangle Quilt Guild

Block of the Month

Block 4

You will need 3 fabrics that contrast. Tucker ruler used – Trimmer. EQ8 Block name “Yankee Puzzle



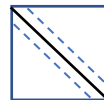
You will need 16 Half Square Triangles for this block. Use the method of your choice or use the one described below. **NOTE:** You are making these in different color combinations (See instructions below)

Cutting Instructions:

1. From fabrics 1, cut 6–4-inch squares.
2. From fabrics 2, cut 6–4-inch squares.
3. From fabrics 3, cut 4–4-inch squares.

Half Square Triangles, make 8 half square triangle from fabrics 1 and 2, 4 from fabrics 2 and 3 and 4 from fabrics 1 and 3.

- a. Mark a line diagonally from corner to corner of one fabric.
- b. Lay on top of other color fabric square right sides together, sew $\frac{1}{4}$ inch on both sides of line.
- c. Cut diagonally on the line.
- d. Press toward the darker fabric or open (whichever you prefer).
- e. Trim to 3.5 x 3.5 inches.



Note: make sure to true up your half square triangles to 3.5, they are made slightly larger to trim up.

Golden Triangle Quilt Guild

Block of the Month

Block 4

Layout according to block image and sew together. Block should measure 12.5 x 12.5 (unfinished).

